

Overall House Design Language

THEME:

Warm Modern
Minimal Luxury



This home embraces a calm, warm, and natural atmosphere with high-end materials and refined simplicity. The design is clean and uncluttered, defined by large surfaces, hidden lighting, and a thoughtful mix of stone textures and wood paneling. Soft neutral colors create a timeless foundation that feels luxurious yet inviting—never flashy, always effortless.



CALM



WARM



NATURAL



MINIMAL




ELEGANT




TIMELESS

Color Palette

MAIN COLORS



Beige
Soft and welcoming base tone



Sand
Natural and earthy for a calm feel



Taupe
Warm and balanced neutral



Greige
Flexible neutral with depth



Warm Grey
Subtle and soothing undertone



Charcoal
Strong contrast for depth and structure

ACCENT COLORS



Ivory
Soft and light for brightness



Dark Walnut
Rich and elegant warmth



Light Oak
Natural and airy for balance



Black Metal
Sleek and modern accent



Soft Green
Nature-inspired and calming touch



The mood should feel warm and peaceful during the day, and cozy and slightly moody at night.



IMPORTANT

Use warm whites and earthy neutrals instead of cold grey or bright white.



CALM



WARM



NATURAL



MINIMAL



ELEGANT




TIMELESS

Materials

CORE MATERIALS



Natural Stone
Raw, organic, and timeless surfaces that ground the space with quiet beauty.



Marble / Limestone
Elegant veining and soft tones bring subtle movement and sophistication.



Travertine Look Tiles
Textured and earthy tiles add depth, warmth, and a natural aged feel.



Dark Walnut Wood
Rich, deep tones create contrast and add warmth and refinement.



Light Oak Wood
Light and airy grains balance the palette and keep the space feeling open.



Matte Black Metal
Matte black accents provide definition and a sleek, modern edge.

OTHER ELEMENTS



Linen / Fabric
Soft, breathable fabrics add comfort and layered texture.



Textured Rugs
Subtle, tactile rugs bring warmth underfoot and define key areas.



Sheer Curtains
Gentle light filtration creates a soft, airy atmosphere all day long.



Ceramic Decor
Handcrafted ceramics add organic shapes and artisanal character.



Indoor Plants
Natural greenery brings life, balance, and a fresh sense of calm.



Glass
Glass elements maintain openness and connect the indoor with out.



Use natural textures and premium materials to create a calm, earthy, and luxurious feel.



CALM



WARM



NATURAL



MINIMAL



ELEGANT



TIMELESS

Lighting Design

Lighting should be soft, hidden, and warm.
The house should glow instead of
feeling brightly lit.



Use:

- Cove Lighting
- Wall Wash Lighting
- Backlit Mirrors
- Shelf Lighting
- Under Cabinet Lighting
- Recessed Ceiling Lights
- Warm LED Strips

Avoid:

- Too many visible downlights
- Harsh white lights
- Bright tube lights



Preferred Temperature: Warm White (2700K – 3000K)

Living Room Design Language



WHAT I LIKE:

- Integrated TV wall
- Dark wood built-ins
- Stone-texture wall panels
- Warm cove lighting
- Low-profile sofa
- Large rug
- Minimal coffee table
- Full-height curtains



DESIGN DIRECTION:

The living room should feel like a luxury lounge—calm, warm, and uncluttered. The TV wall is fully integrated into the architecture, blending storage, texture, and lighting into one cohesive backdrop.



DARK WOOD
SHELVING



HIDDEN
STORAGE



WARM DISPLAY
LIGHTS



NEUTRAL
SOFA



BLACK CEILING
TRACKS



LARGE
CURTAINS

Bathroom Design Language

WHAT I LIKE:

- Spa-like bathrooms
- Stone walls
- Floating vanity
- Stone vessel sink
- Warm indirect lighting
- Large mirror
- Black fixtures
- Frameless glass shower



DESIGN DIRECTION:

Bathrooms should feel like a luxury resort or spa—calm, warm, and restorative. Natural stone, soft lighting, and clean, uncluttered layouts create a sense of peace and timeless elegance.



BACKLIT
MIRROR



WALL MOUNTED
FAUCET



FLOATING
VANITY



SHOWER
NICHE



GLASS
PARTITION



MATTE BLACK
FIXTURES

Bedroom Design Language



Design Direction:

Bedrooms should feel soft, calm, and hotel-like, using warm neutral fabrics, wood headboard walls, soft cove lighting, and minimal furniture.

Preferred Look:

- Beige Bedding
- Taupe Curtains
- Warm Wood Panels
- Indirect Lighting
- Simple Side Tables
- Soft Rug

Avoid:



Bright Colors



Heavy Patterns



Glossy Wardrobes



Overly Decorative
False Ceilings

Kitchen & Dining Design Language

DESIGN DIRECTION:

The kitchen and dining spaces are designed to feel warm, inviting, and effortlessly functional. Natural materials, clean lines, and soft lighting create a timeless atmosphere that balances beauty with everyday practicality.

PREFERRED COLORS / MATERIALS:

- Warm Beige Stone
- Dark Wood
- Matte Black Handles
- Soft Cream Cabinets
- Subtle Marble Veining



CALM



WARM



NATURAL



MINIMAL



ELEGANT



TIMELESS

Built-Ins, Storage & Details

DESIGN DIRECTION:

Storage should feel like part of the architecture—built into the walls, quiet, and intentional. The goal is a calm, uncluttered space where everything has a place, and nothing feels added on.



USE:

- Flush Cabinets
- Hidden Drawers
- Full-Height Storage
- Open Shelves Only Where Needed
- Warm Display Lighting
- Shadow Gaps
- Floating Counters



DETAIL I LIKE:



Vertical
Wood Slats



Stone
Panels



Black
Metal Lines



Soft LED
Strips



Clean
Shadow Gaps



Floating
Counters



CALM



WARM



NATURAL



MINIMAL



ELEGANT



TIMELESS

Whole-House Consistency Rules



REPEAT THESE ELEMENTS:



WARM
NEUTRALS



STONE
TEXTURES



WOOD
PANELS



BLACK
METAL



SOFT INDIRECT
LIGHTING



BUILT-IN
STORAGE

OVERALL FEELING:

The home should feel calm, warm, luxurious, natural, and timeless. It should look expensive because of materials, lighting, and proportions—not because of flashy decoration.

ONE-LINE BRIEF FOR ARCHITECT:

Create a warm modern luxury home using earthy neutrals, stone, wood, black metal, hidden lighting, and uncluttered built-in design throughout the house.



CALM



WARM



NATURAL



MINIMAL



ELEGANT



TIMELESS